



Tishaura O. Jones
Mayor

St. Louis Metropolitan Police Department

CompStat

Report Covering the Week:
3/24/2025 12:00:00 AM to 3/30/2025



Robert J. Tracy
Police Commissioner

City Wide	LAST 7 DAYS			LAST 28 DAYS			YEAR TO DATE			2023	2022	2021
	2025	2024	% Chg	2025	2024	% Chg	2025	2024	% Chg	% Chg	% Chg	% Chg
MURDER	4	2	100%	7	9	-22%	22	40	-45%	-37%	-37%	-48%
SEXUAL ASSAULT	0	2	-100%	7	8	-13%	18	42	-57%	-63%	-55%	-53%
ROBBERY	17	9	89%	41	39	5%	118	147	-20%	-27%	-42%	-33%
AGGRAVATED ASSAULT	44	52	-15%	192	210	-9%	505	541	-7%	-22%	-29%	-29%
BURGLARY	22	45	-51%	104	158	-34%	318	476	-33%	-32%	-35%	-18%
FELONY THEFT	31	55	-44%	161	211	-24%	549	741	-26%	-56%	-66%	-47%
AUTO THEFT	26	50	-48%	142	223	-36%	511	831	-39%	-64%	-35%	-39%
TOTAL	144	215	-33%	654	858	-24%	2041	2818	-28%	-49%	-47%	-37%
SHOOTING INCIDENTS	9	10	-10%	34	41	-17%	78	128	-39%	-31%	-46%	-40%
SHOOTING VICTIMS	9	11	-18%	38	44	-14%	83	137	-39%	-34%	-51%	-44%
JUVENILE SHOOTING INCIDENTS	0	2	-100%	1	2	-50%	9	14	-36%	-18%	-63%	-40%
JUVENILE SHOOTING VICTIMS	0	2	-100%	1	2	-50%	9	14	-36%	-18%	-65%	-44%
MISDEMEANOR THEFT	83	109	-24%	360	373	-3%	1162	1305	-11%	-22%	3%	-23%

The above CompStat figures are posted on Monday, one week after the closing date.

CompStat figures are preliminary and are subject to change through the course of further analysis and review. Crime statistics reflect Missouri Criminal Codes and may differ from the crime categories of the FBI Uniform Crime Reporting Program and the National Incident-Based Reporting System. These numbers are utilized to develop strategies and trends for crime prevention.

- * Felony Theft and Misdemeanor Theft percentages in 2021 are inconsistent for the time period of January until February due changes in Missouri State crime classifications.
- * Juvenile Shooting Incidents and Juvenile Shooting Victims are included in the Shooting Incidents and Shooting Victims. Shooting Incidents are included in Aggravated Assaults.



Tishaura O. Jones
Mayor

St. Louis Metropolitan Police Department

CompStat

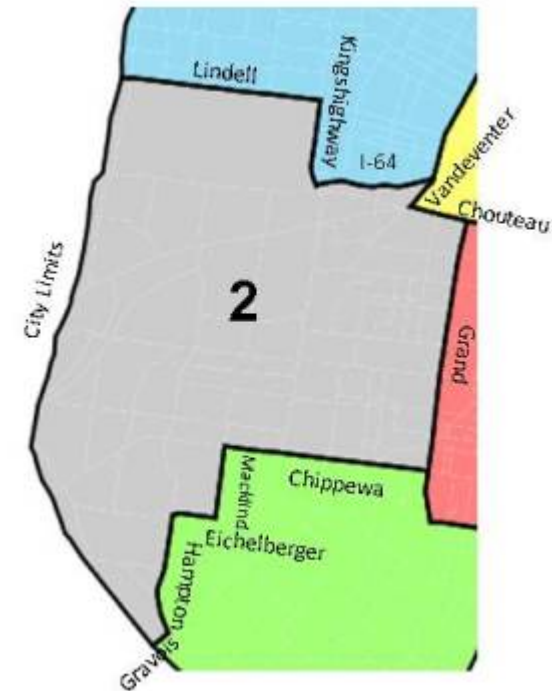
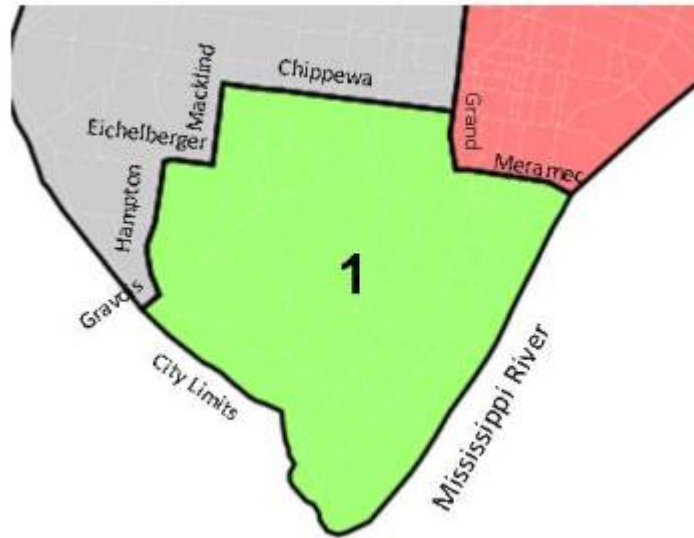
Report Covering the Week:
3/24/2025 12:00:00 AM to 3/30/2025



Robert J. Tracy
Police Commissioner

South Patrol

Districts 1 & 2



The above CompStat figures are posted on Monday, one week after the closing date.

CompStat figures are preliminary and are subject to change through the course of further analysis and review. Crime statistics reflect Missouri Criminal Codes and may differ from the crime categories of the FBI Uniform Crime Reporting Program and the National Incident-Based Reporting System. These numbers are utilized to develop strategies and trends for crime prevention.

- * Felony Theft and Misdemeanor Theft percentages in 2021 are inconsistent for the time period of January until February due changes in Missouri State crime classifications.
- * Juvenile Shooting Incidents and Juvenile Shooting Victims are included in the Shooting Incidents and Shooting Victims. Shooting Incidents are included in Aggravated Assaults.



Tishaura O. Jones
Mayor

St. Louis Metropolitan Police Department

CompStat

Report Covering the Week:
3/24/2025 12:00:00 AM to 3/30/2025



Robert J. Tracy
Police Commissioner

South Patrol	LAST 7 DAYS			LAST 28 DAYS			YEAR TO DATE			2023	2022	2021
	2025	2024	% Chg	2025	2024	% Chg	2025	2024	% Chg	% Chg	% Chg	% Chg
MURDER	0	1	-100%	0	4	-100%	4	5	-20%	-43%	-33%	0%
SEXUAL ASSAULT	0	0	*	1	1	0%	3	11	-73%	-70%	-63%	-57%
ROBBERY	2	1	100%	9	11	-18%	24	42	-43%	-61%	-52%	-52%
AGGRAVATED ASSAULT	7	14	-50%	45	53	-15%	114	148	-23%	-20%	-22%	-38%
BURGLARY	12	23	-48%	35	66	-47%	107	183	-42%	-36%	-38%	-24%
FELONY THEFT	8	25	-68%	52	77	-32%	171	243	-30%	-68%	-70%	-58%
AUTO THEFT	6	12	-50%	42	69	-39%	171	271	-37%	-69%	-39%	-51%
TOTAL	35	76	-54%	184	281	-35%	594	903	-34%	-60%	-52%	-48%
SHOOTING INCIDENTS	1	3	-67%	5	10	-50%	9	21	-57%	-63%	-63%	-57%
SHOOTING VICTIMS	1	4	-75%	5	12	-58%	10	23	-57%	-60%	-58%	-55%
JUVENILE SHOOTING INCIDENTS	0	1	-100%	0	1	-100%	0	1	-100%	-100%	-100%	-100%
JUVENILE SHOOTING VICTIMS	0	1	-100%	0	1	-100%	0	1	-100%	-100%	-100%	-100%
MISDEMEANOR THEFT	23	36	-36%	137	125	10%	435	490	-11%	-24%	-3%	-37%

The above CompStat figures are posted on Monday, one week after the closing date.

CompStat figures are preliminary and are subject to change through the course of further analysis and review. Crime statistics reflect Missouri Criminal Codes and may differ from the crime categories of the FBI Uniform Crime Reporting Program and the National Incident-Based Reporting System. These numbers are utilized to develop strategies and trends for crime prevention.

* Felony Theft and Misdemeanor Theft percentages in 2021 are inconsistent for the time period of January until February due changes in Missouri State crime classifications.

* Juvenile Shooting Incidents and Juvenile Shooting Victims are included in the Shooting Incidents and Shooting Victims. Shooting Incidents are included in Aggravated Assaults.



Tishaura O. Jones
Mayor

St. Louis Metropolitan Police Department

CompStat

Report Covering the Week:
3/24/2025 12:00:00 AM to 3/30/2025



Robert J. Tracy
Police Commissioner

District 1	LAST 7 DAYS			LAST 28 DAYS			YEAR TO DATE			2023	2022	2021
	2025	2024	% Chg	2025	2024	% Chg	2025	2024	% Chg	% Chg	% Chg	% Chg
MURDER	0	1	-100%	0	2	-100%	4	3	33%	-33%	-20%	100%
SEXUAL ASSAULT	0	0	*	0	1	-100%	2	6	-67%	-67%	-50%	-60%
ROBBERY	2	1	100%	6	8	-25%	12	29	-59%	-61%	-61%	-52%
AGGRAVATED ASSAULT	3	5	-40%	30	32	-6%	77	89	-13%	-4%	-20%	-38%
BURGLARY	7	13	-46%	21	32	-34%	56	90	-38%	-36%	-36%	-13%
FELONY THEFT	3	12	-75%	23	33	-30%	83	91	-9%	-57%	-60%	-55%
AUTO THEFT	4	5	-20%	20	34	-41%	83	155	-46%	-66%	-47%	-55%
TOTAL	19	37	-49%	100	142	-30%	317	463	-32%	-51%	-46%	-46%
SHOOTING INCIDENTS	1	1	0%	5	6	-17%	9	13	-31%	-50%	-53%	-31%
SHOOTING VICTIMS	1	1	0%	5	6	-17%	10	13	-23%	-47%	-47%	-29%
JUVENILE SHOOTING INCIDENTS	0	0	*	0	0	*	0	0	*	-100%	-100%	*
JUVENILE SHOOTING VICTIMS	0	0	*	0	0	*	0	0	*	-100%	-100%	*
MISDEMEANOR THEFT	11	17	-35%	70	67	4%	193	239	-19%	-25%	-16%	-44%

The above CompStat figures are posted on Monday, one week after the closing date.

CompStat figures are preliminary and are subject to change through the course of further analysis and review. Crime statistics reflect Missouri Criminal Codes and may differ from the crime categories of the FBI Uniform Crime Reporting Program and the National Incident-Based Reporting System. These numbers are utilized to develop strategies and trends for crime prevention.

- * Felony Theft and Misdemeanor Theft percentages in 2021 are inconsistent for the time period of January until February due changes in Missouri State crime classifications.
- * Juvenile Shooting Incidents and Juvenile Shooting Victims are included in the Shooting Incidents and Shooting Victims. Shooting Incidents are included in Aggravated Assaults.



Tishaura O. Jones
Mayor

St. Louis Metropolitan Police Department

CompStat

Report Covering the Week:
3/24/2025 12:00:00 AM to 3/30/2025



Robert J. Tracy
Police Commissioner

District 2	LAST 7 DAYS			LAST 28 DAYS			YEAR TO DATE			2023	2022	2021
	2025	2024	% Chg	2025	2024	% Chg	2025	2024	% Chg	% Chg	% Chg	% Chg
MURDER	0	0	*	0	2	-100%	0	2	-100%	-100%	-100%	-100%
SEXUAL ASSAULT	0	0	*	1	0	*	1	5	-80%	-75%	-75%	-50%
ROBBERY	0	0	*	3	3	0%	12	13	-8%	-61%	-37%	-52%
AGGRAVATED ASSAULT	4	9	-56%	15	21	-29%	37	59	-37%	-41%	-27%	-38%
BURGLARY	5	10	-50%	14	34	-59%	51	93	-45%	-35%	-40%	-34%
FELONY THEFT	5	13	-62%	29	44	-34%	88	152	-42%	-75%	-75%	-61%
AUTO THEFT	2	7	-71%	22	35	-37%	88	116	-24%	-71%	-29%	-47%
TOTAL	16	39	-59%	84	139	-40%	277	440	-37%	-67%	-56%	-50%
SHOOTING INCIDENTS	0	2	-100%	0	4	-100%	0	8	-100%	-100%	-100%	-100%
SHOOTING VICTIMS	0	3	-100%	0	6	-100%	0	10	-100%	-100%	-100%	-100%
JUVENILE SHOOTING INCIDENTS	0	1	-100%	0	1	-100%	0	1	-100%	*	-100%	-100%
JUVENILE SHOOTING VICTIMS	0	1	-100%	0	1	-100%	0	1	-100%	*	-100%	-100%
MISDEMEANOR THEFT	12	19	-37%	67	58	16%	242	251	-4%	-23%	11%	-31%

The above CompStat figures are posted on Monday, one week after the closing date.

CompStat figures are preliminary and are subject to change through the course of further analysis and review. Crime statistics reflect Missouri Criminal Codes and may differ from the crime categories of the FBI Uniform Crime Reporting Program and the National Incident-Based Reporting System. These numbers are utilized to develop strategies and trends for crime prevention.

- * Felony Theft and Misdemeanor Theft percentages in 2021 are inconsistent for the time period of January until February due changes in Missouri State crime classifications.
- * Juvenile Shooting Incidents and Juvenile Shooting Victims are included in the Shooting Incidents and Shooting Victims. Shooting Incidents are included in Aggravated Assaults.



Tishaura O. Jones
Mayor

St. Louis Metropolitan Police Department

CompStat

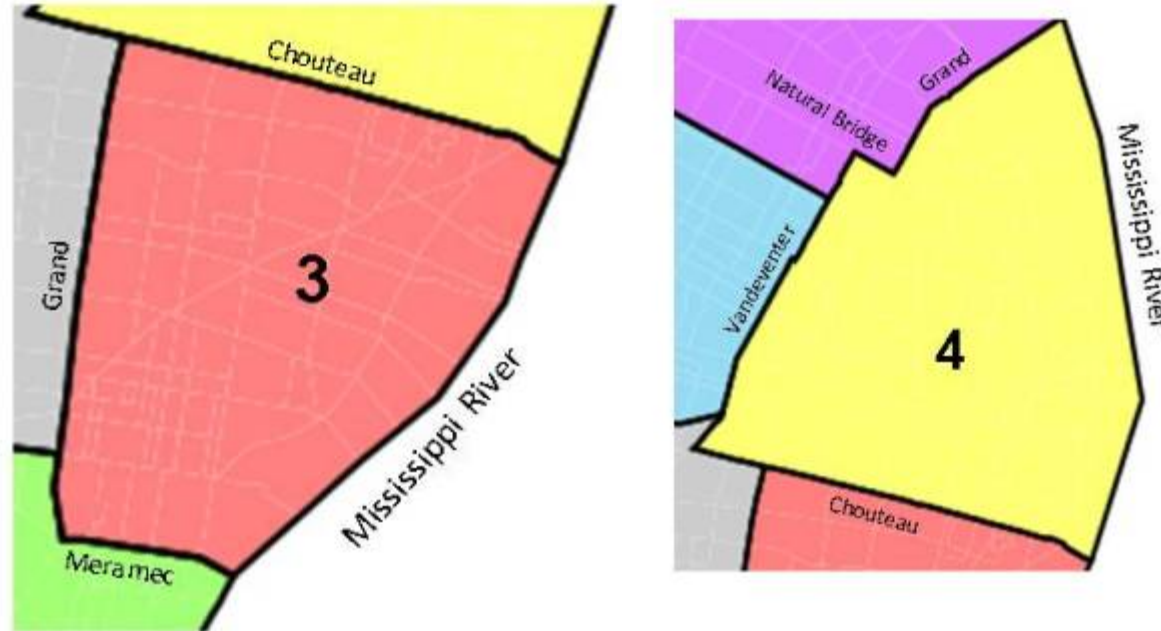
Report Covering the Week:
3/24/2025 12:00:00 AM to 3/30/2025



Robert J. Tracy
Police Commissioner

Central Patrol

Districts 3 & 4



The above CompStat figures are posted on Monday, one week after the closing date.

CompStat figures are preliminary and are subject to change through the course of further analysis and review. Crime statistics reflect Missouri Criminal Codes and may differ from the crime categories of the FBI Uniform Crime Reporting Program and the National Incident-Based Reporting System. These numbers are utilized to develop strategies and trends for crime prevention.

- * Felony Theft and Misdemeanor Theft percentages in 2021 are inconsistent for the time period of January until February due changes in Missouri State crime classifications.
- * Juvenile Shooting Incidents and Juvenile Shooting Victims are included in the Shooting Incidents and Shooting Victims. Shooting Incidents are included in Aggravated Assaults.



Tishaura O. Jones
Mayor

St. Louis Metropolitan Police Department

CompStat

Report Covering the Week:
3/24/2025 12:00:00 AM to 3/30/2025



Robert J. Tracy
Police Commissioner

Central Patrol	LAST 7 DAYS			LAST 28 DAYS			YEAR TO DATE			2023	2022	2021
	2025	2024	% Chg	2025	2024	% Chg	2025	2024	% Chg	% Chg	% Chg	% Chg
MURDER	0	1	-100%	2	2	0%	9	16	-44%	-18%	13%	-47%
SEXUAL ASSAULT	0	1	-100%	4	4	0%	10	17	-41%	-50%	-33%	-38%
ROBBERY	6	5	20%	16	14	14%	41	63	-35%	-5%	-46%	-23%
AGGRAVATED ASSAULT	15	23	-35%	69	66	5%	204	177	15%	-7%	-27%	-22%
BURGLARY	6	8	-25%	35	43	-19%	101	136	-26%	-35%	-37%	-19%
FELONY THEFT	13	12	8%	64	70	-9%	217	289	-25%	-52%	-68%	-42%
AUTO THEFT	12	20	-40%	56	74	-24%	197	277	-29%	-56%	-23%	-27%
TOTAL	52	70	-26%	246	273	-10%	779	975	-20%	-42%	-47%	-30%
SHOOTING INCIDENTS	1	6	-83%	8	15	-47%	28	49	-43%	-28%	-32%	-40%
SHOOTING VICTIMS	1	6	-83%	8	15	-47%	28	51	-45%	-42%	-42%	-52%
JUVENILE SHOOTING INCIDENTS	0	1	-100%	1	1	0%	4	6	-33%	33%	-64%	-20%
JUVENILE SHOOTING VICTIMS	0	1	-100%	1	1	0%	4	6	-33%	33%	-67%	-33%
MISDEMEANOR THEFT	44	42	5%	136	136	0%	430	458	-6%	-17%	9%	-12%

The above CompStat figures are posted on Monday, one week after the closing date.

CompStat figures are preliminary and are subject to change through the course of further analysis and review. Crime statistics reflect Missouri Criminal Codes and may differ from the crime categories of the FBI Uniform Crime Reporting Program and the National Incident-Based Reporting System. These numbers are utilized to develop strategies and trends for crime prevention.

- * Felony Theft and Misdemeanor Theft percentages in 2021 are inconsistent for the time period of January until February due changes in Missouri State crime classifications.
- * Juvenile Shooting Incidents and Juvenile Shooting Victims are included in the Shooting Incidents and Shooting Victims. Shooting Incidents are included in Aggravated Assaults.



Tishaura O. Jones
Mayor

St. Louis Metropolitan Police Department

CompStat

Report Covering the Week:
3/24/2025 12:00:00 AM to 3/30/2025



Robert J. Tracy
Police Commissioner

District 3	LAST 7 DAYS			LAST 28 DAYS			YEAR TO DATE			2023	2022	2021
	2025	2024	% Chg	2025	2024	% Chg	2025	2024	% Chg	% Chg	% Chg	% Chg
MURDER	0	1	-100%	0	1	-100%	2	7	-71%	-60%	0%	-71%
SEXUAL ASSAULT	0	1	-100%	3	1	200%	5	7	-29%	25%	-29%	-44%
ROBBERY	3	2	50%	9	3	200%	21	30	-30%	31%	-13%	17%
AGGRAVATED ASSAULT	6	11	-45%	39	20	95%	92	72	28%	8%	-5%	-19%
BURGLARY	5	1	400%	17	23	-26%	52	65	-20%	-17%	-40%	-25%
FELONY THEFT	5	5	0%	22	22	0%	80	88	-9%	-53%	-66%	-47%
AUTO THEFT	8	8	0%	22	33	-33%	102	143	-29%	-56%	-2%	-22%
TOTAL	27	29	-7%	112	103	9%	354	412	-14%	-38%	-36%	-29%
SHOOTING INCIDENTS	0	4	-100%	5	5	0%	11	20	-45%	-21%	0%	-31%
SHOOTING VICTIMS	0	4	-100%	5	5	0%	11	22	-50%	-35%	-21%	-42%
JUVENILE SHOOTING INCIDENTS	0	1	-100%	1	1	0%	2	1	100%	0%	-50%	-50%
JUVENILE SHOOTING VICTIMS	0	1	-100%	1	1	0%	2	1	100%	0%	-50%	-60%
MISDEMEANOR THEFT	27	21	29%	77	70	10%	228	224	2%	11%	82%	-4%

The above CompStat figures are posted on Monday, one week after the closing date.

CompStat figures are preliminary and are subject to change through the course of further analysis and review. Crime statistics reflect Missouri Criminal Codes and may differ from the crime categories of the FBI Uniform Crime Reporting Program and the National Incident-Based Reporting System. These numbers are utilized to develop strategies and trends for crime prevention.

- * Felony Theft and Misdemeanor Theft percentages in 2021 are inconsistent for the time period of January until February due changes in Missouri State crime classifications.
- * Juvenile Shooting Incidents and Juvenile Shooting Victims are included in the Shooting Incidents and Shooting Victims. Shooting Incidents are included in Aggravated Assaults.



Tishaura O. Jones
Mayor

St. Louis Metropolitan Police Department

CompStat

Report Covering the Week:
3/24/2025 12:00:00 AM to 3/30/2025



Robert J. Tracy
Police Commissioner

District 4	LAST 7 DAYS			LAST 28 DAYS			YEAR TO DATE			2023	2022	2021
	2025	2024	% Chg	2025	2024	% Chg	2025	2024	% Chg	% Chg	% Chg	% Chg
MURDER	0	0	*	2	1	100%	7	9	-22%	17%	17%	-30%
SEXUAL ASSAULT	0	0	*	1	3	-67%	5	10	-50%	-69%	-38%	-29%
ROBBERY	3	3	0%	7	11	-36%	20	33	-39%	-26%	-62%	-43%
AGGRAVATED ASSAULT	9	12	-25%	30	46	-35%	112	105	7%	-16%	-38%	-24%
BURGLARY	1	7	-86%	18	20	-10%	49	71	-31%	-47%	-34%	-13%
FELONY THEFT	8	7	14%	42	48	-13%	137	201	-32%	-52%	-69%	-38%
AUTO THEFT	4	12	-67%	34	41	-17%	95	134	-29%	-55%	-38%	-32%
TOTAL	25	41	-39%	134	170	-21%	425	563	-25%	-45%	-54%	-31%
SHOOTING INCIDENTS	1	2	-50%	3	10	-70%	17	29	-41%	-32%	-43%	-45%
SHOOTING VICTIMS	1	2	-50%	3	10	-70%	17	29	-41%	-45%	-50%	-56%
JUVENILE SHOOTING INCIDENTS	0	0	*	0	0	*	2	5	-60%	100%	-71%	100%
JUVENILE SHOOTING VICTIMS	0	0	*	0	0	*	2	5	-60%	100%	-75%	100%
MISDEMEANOR THEFT	17	21	-19%	59	66	-11%	202	234	-14%	-35%	-25%	-19%

The above CompStat figures are posted on Monday, one week after the closing date.

CompStat figures are preliminary and are subject to change through the course of further analysis and review. Crime statistics reflect Missouri Criminal Codes and may differ from the crime categories of the FBI Uniform Crime Reporting Program and the National Incident-Based Reporting System. These numbers are utilized to develop strategies and trends for crime prevention.

- * Felony Theft and Misdemeanor Theft percentages in 2021 are inconsistent for the time period of January until February due changes in Missouri State crime classifications.
- * Juvenile Shooting Incidents and Juvenile Shooting Victims are included in the Shooting Incidents and Shooting Victims. Shooting Incidents are included in Aggravated Assaults.



Tishaura O. Jones
Mayor

St. Louis Metropolitan Police Department

CompStat

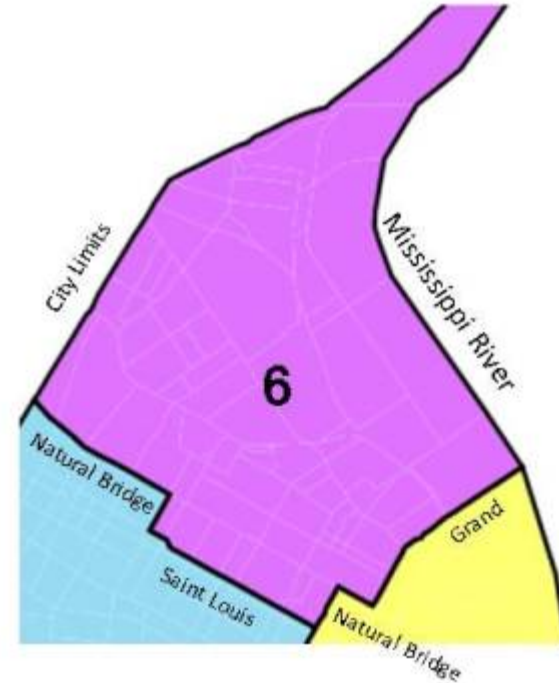
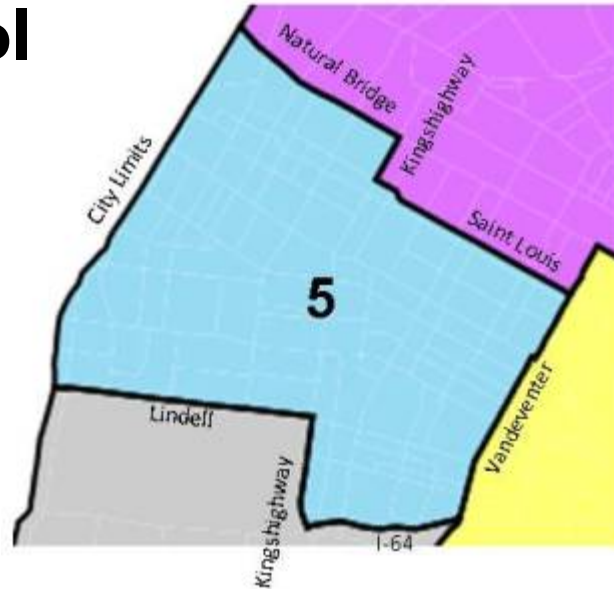
Report Covering the Week:
3/24/2025 12:00:00 AM to 3/30/2025



Robert J. Tracy
Police Commissioner

North Patrol

Districts 5 & 6



The above CompStat figures are posted on Monday, one week after the closing date.

CompStat figures are preliminary and are subject to change through the course of further analysis and review. Crime statistics reflect Missouri Criminal Codes and may differ from the crime categories of the FBI Uniform Crime Reporting Program and the National Incident-Based Reporting System. These numbers are utilized to develop strategies and trends for crime prevention.

- * Felony Theft and Misdemeanor Theft percentages in 2021 are inconsistent for the time period of January until February due changes in Missouri State crime classifications.
- * Juvenile Shooting Incidents and Juvenile Shooting Victims are included in the Shooting Incidents and Shooting Victims. Shooting Incidents are included in Aggravated Assaults.



Tishaura O. Jones
Mayor

St. Louis Metropolitan Police Department

CompStat

Report Covering the Week:
3/24/2025 12:00:00 AM to 3/30/2025



Robert J. Tracy
Police Commissioner

North Patrol	LAST 7 DAYS			LAST 28 DAYS			YEAR TO DATE			2023	2022	2021
	2025	2024	% Chg	2025	2024	% Chg	2025	2024	% Chg	% Chg	% Chg	% Chg
MURDER	4	0	*	5	3	67%	9	19	-53%	-47%	-57%	-57%
SEXUAL ASSAULT	0	1	-100%	2	3	-33%	5	14	-64%	-72%	-71%	-67%
ROBBERY	9	3	200%	16	14	14%	53	42	26%	-7%	-30%	-27%
AGGRAVATED ASSAULT	22	15	47%	77	91	-15%	186	216	-14%	-35%	-34%	-31%
BURGLARY	4	14	-71%	34	49	-31%	110	157	-30%	-24%	-31%	-9%
FELONY THEFT	10	18	-44%	45	64	-30%	161	209	-23%	-39%	-54%	-35%
AUTO THEFT	8	18	-56%	44	80	-45%	142	283	-50%	-67%	-43%	-36%
TOTAL	57	69	-17%	223	304	-27%	666	940	-29%	-45%	-42%	-31%
SHOOTING INCIDENTS	7	1	600%	20	16	25%	40	58	-31%	-17%	-50%	-37%
SHOOTING VICTIMS	7	1	600%	24	17	41%	44	63	-30%	-14%	-55%	-35%
JUVENILE SHOOTING INCIDENTS	0	0	*	0	0	*	5	7	-29%	-17%	-50%	-44%
JUVENILE SHOOTING VICTIMS	0	0	*	0	0	*	5	7	-29%	-17%	-55%	-44%
MISDEMEANOR THEFT	16	31	-48%	87	112	-22%	296	357	-17%	-27%	5%	-12%

The above CompStat figures are posted on Monday, one week after the closing date.

CompStat figures are preliminary and are subject to change through the course of further analysis and review. Crime statistics reflect Missouri Criminal Codes and may differ from the crime categories of the FBI Uniform Crime Reporting Program and the National Incident-Based Reporting System. These numbers are utilized to develop strategies and trends for crime prevention.

- * Felony Theft and Misdemeanor Theft percentages in 2021 are inconsistent for the time period of January until February due changes in Missouri State crime classifications.
- * Juvenile Shooting Incidents and Juvenile Shooting Victims are included in the Shooting Incidents and Shooting Victims. Shooting Incidents are included in Aggravated Assaults.



Tishaura O. Jones
Mayor

St. Louis Metropolitan Police Department

CompStat

Report Covering the Week:
3/24/2025 12:00:00 AM to 3/30/2025



Robert J. Tracy
Police Commissioner

District 5	LAST 7 DAYS			LAST 28 DAYS			YEAR TO DATE			2023	2022	2021
	2025	2024	% Chg	2025	2024	% Chg	2025	2024	% Chg	% Chg	% Chg	% Chg
MURDER	2	0	*	2	1	100%	5	9	-44%	-50%	-62%	-58%
SEXUAL ASSAULT	0	0	*	1	0	*	2	4	-50%	-82%	-82%	-60%
ROBBERY	5	2	150%	8	8	0%	25	26	-4%	-11%	-36%	-39%
AGGRAVATED ASSAULT	9	7	29%	34	37	-8%	88	81	9%	-35%	-31%	-39%
BURGLARY	1	4	-75%	13	30	-57%	58	98	-41%	-35%	-35%	-17%
FELONY THEFT	7	8	-13%	29	33	-12%	96	125	-23%	-47%	-58%	-38%
AUTO THEFT	3	8	-63%	27	36	-25%	76	144	-47%	-70%	-40%	-32%
TOTAL	27	29	-7%	114	145	-21%	350	487	-28%	-50%	-45%	-35%
SHOOTING INCIDENTS	4	1	300%	10	7	43%	17	28	-39%	-32%	-48%	-45%
SHOOTING VICTIMS	4	1	300%	12	8	50%	19	31	-39%	-27%	-55%	-41%
JUVENILE SHOOTING INCIDENTS	0	0	*	0	0	*	2	3	-33%	-33%	-60%	-50%
JUVENILE SHOOTING VICTIMS	0	0	*	0	0	*	2	3	-33%	-33%	-60%	-50%
MISDEMEANOR THEFT	10	15	-33%	51	67	-24%	203	239	-15%	-30%	15%	-6%

The above CompStat figures are posted on Monday, one week after the closing date.

CompStat figures are preliminary and are subject to change through the course of further analysis and review. Crime statistics reflect Missouri Criminal Codes and may differ from the crime categories of the FBI Uniform Crime Reporting Program and the National Incident-Based Reporting System. These numbers are utilized to develop strategies and trends for crime prevention.

* Felony Theft and Misdemeanor Theft percentages in 2021 are inconsistent for the time period of January until February due changes in Missouri State crime classifications.

* Juvenile Shooting Incidents and Juvenile Shooting Victims are included in the Shooting Incidents and Shooting Victims. Shooting Incidents are included in Aggravated Assaults.



Tishaura O. Jones
Mayor

St. Louis Metropolitan Police Department

CompStat

Report Covering the Week:
3/24/2025 12:00:00 AM to 3/30/2025



Robert J. Tracy
Police Commissioner

District 6	LAST 7 DAYS			LAST 28 DAYS			YEAR TO DATE			2023	2022	2021
	2025	2024	% Chg	2025	2024	% Chg	2025	2024	% Chg	% Chg	% Chg	% Chg
MURDER	2	0	*	3	2	50%	4	10	-60%	-43%	-50%	-56%
SEXUAL ASSAULT	0	1	-100%	1	3	-67%	3	10	-70%	-57%	-50%	-70%
ROBBERY	4	1	300%	8	6	33%	28	16	75%	-3%	-24%	-13%
AGGRAVATED ASSAULT	13	8	63%	43	54	-20%	98	135	-27%	-34%	-36%	-20%
BURGLARY	3	10	-70%	21	19	11%	52	59	-12%	-5%	-26%	2%
FELONY THEFT	3	10	-70%	16	31	-48%	65	84	-23%	-21%	-46%	-29%
AUTO THEFT	5	10	-50%	17	44	-61%	66	139	-53%	-62%	-47%	-41%
TOTAL	30	40	-25%	109	159	-31%	316	453	-30%	-37%	-39%	-26%
SHOOTING INCIDENTS	3	0	*	10	9	11%	23	30	-23%	0%	-51%	-28%
SHOOTING VICTIMS	3	0	*	12	9	33%	25	32	-22%	0%	-55%	-31%
JUVENILE SHOOTING INCIDENTS	0	0	*	0	0	*	3	4	-25%	0%	-40%	-40%
JUVENILE SHOOTING VICTIMS	0	0	*	0	0	*	3	4	-25%	0%	-50%	-40%
MISDEMEANOR THEFT	6	16	-63%	36	45	-20%	93	118	-21%	-19%	-11%	-23%

The above CompStat figures are posted on Monday, one week after the closing date.

CompStat figures are preliminary and are subject to change through the course of further analysis and review. Crime statistics reflect Missouri Criminal Codes and may differ from the crime categories of the FBI Uniform Crime Reporting Program and the National Incident-Based Reporting System. These numbers are utilized to develop strategies and trends for crime prevention.

* Felony Theft and Misdemeanor Theft percentages in 2021 are inconsistent for the time period of January until February due changes in Missouri State crime classifications.

* Juvenile Shooting Incidents and Juvenile Shooting Victims are included in the Shooting Incidents and Shooting Victims. Shooting Incidents are included in Aggravated Assaults.