



Tishaura O. Jones
Mayor

St. Louis Metropolitan Police Department

CompStat

Report Covering the Week:
3/31/2025 12:00:00 AM to 4/6/2025



Robert J. Tracy
Police Commissioner

City Wide	LAST 7 DAYS			LAST 28 DAYS			YEAR TO DATE			2023	2022	2021
	2025	2024	% Chg	2025	2024	% Chg	2025	2024	% Chg	% Chg	% Chg	% Chg
MURDER	1	1	0%	7	5	40%	23	41	-44%	-39%	-45%	-52%
SEXUAL ASSAULT	4	4	0%	13	12	8%	28	46	-39%	-50%	-33%	-39%
ROBBERY	13	9	44%	37	40	-8%	129	156	-17%	-25%	-41%	-34%
AGGRAVATED ASSAULT	35	61	-43%	181	217	-17%	544	602	-10%	-22%	-30%	-29%
BURGLARY	29	33	-12%	115	160	-28%	356	509	-30%	-30%	-34%	-14%
FELONY THEFT	45	55	-18%	166	225	-26%	609	796	-23%	-54%	-65%	-46%
AUTO THEFT	43	75	-43%	151	235	-36%	560	906	-38%	-63%	-33%	-38%
TOTAL	170	238	-29%	670	894	-25%	2249	3056	-26%	-48%	-46%	-36%
SHOOTING INCIDENTS	6	4	50%	36	33	9%	85	132	-36%	-33%	-48%	-40%
SHOOTING VICTIMS	6	4	50%	38	35	9%	90	141	-36%	-36%	-53%	-43%
JUVENILE SHOOTING INCIDENTS	1	0	*	2	2	0%	10	14	-29%	-17%	-63%	-38%
JUVENILE SHOOTING VICTIMS	1	0	*	2	2	0%	10	14	-29%	-17%	-66%	-41%
MISDEMEANOR THEFT	108	102	6%	401	392	2%	1297	1407	-8%	-20%	5%	-21%

The above CompStat figures are posted on Monday, one week after the closing date.

CompStat figures are preliminary and are subject to change through the course of further analysis and review. Crime statistics reflect Missouri Criminal Codes and may differ from the crime categories of the FBI Uniform Crime Reporting Program and the National Incident-Based Reporting System. These numbers are utilized to develop strategies and trends for crime prevention.

* Felony Theft and Misdemeanor Theft percentages in 2021 are inconsistent for the time period of January until February due changes in Missouri State crime classifications.

* Juvenile Shooting Incidents and Juvenile Shooting Victims are included in the Shooting Incidents and Shooting Victims. Shooting Incidents are included in Aggravated Assaults.



Tishaura O. Jones
Mayor

St. Louis Metropolitan Police Department

CompStat

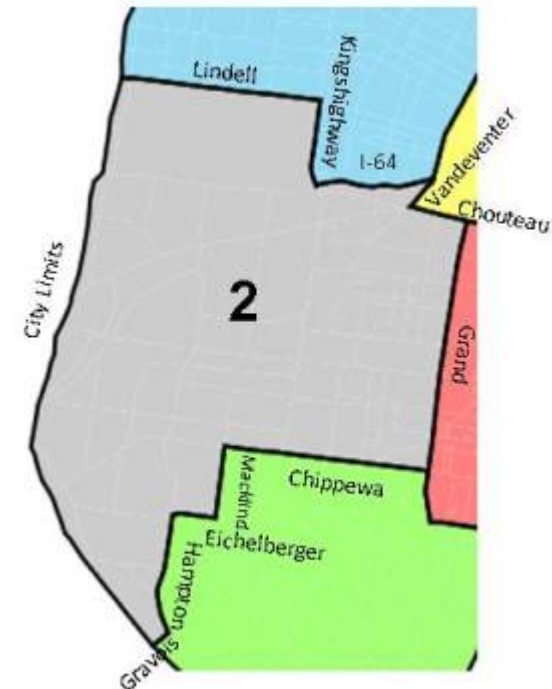
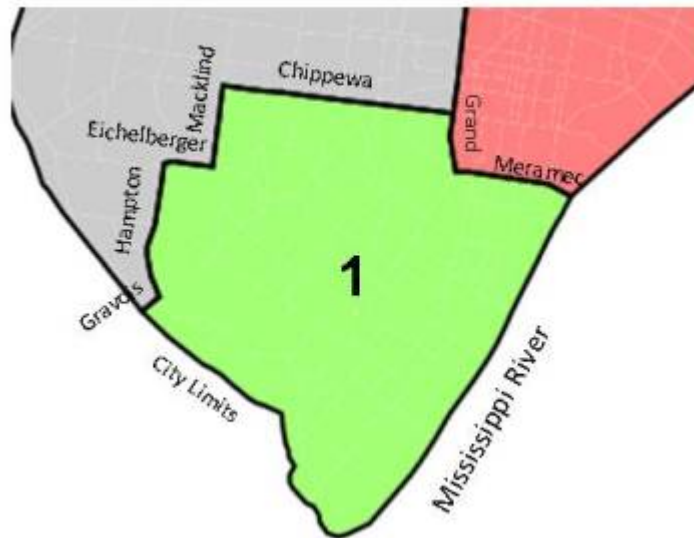
Report Covering the Week:
3/31/2025 12:00:00 AM to 4/6/2025



Robert J. Tracy
Police Commissioner

South Patrol

Districts 1 & 2



The above CompStat figures are posted on Monday, one week after the closing date.

CompStat figures are preliminary and are subject to change through the course of further analysis and review. Crime statistics reflect Missouri Criminal Codes and may differ from the crime categories of the FBI Uniform Crime Reporting Program and the National Incident-Based Reporting System. These numbers are utilized to develop strategies and trends for crime prevention.

- * Felony Theft and Misdemeanor Theft percentages in 2021 are inconsistent for the time period of January until February due changes in Missouri State crime classifications.
- * Juvenile Shooting Incidents and Juvenile Shooting Victims are included in the Shooting Incidents and Shooting Victims. Shooting Incidents are included in Aggravated Assaults.



Tishaura O. Jones
Mayor

St. Louis Metropolitan Police Department

CompStat

Report Covering the Week:
3/31/2025 12:00:00 AM to 4/6/2025



Robert J. Tracy
Police Commissioner

South Patrol	LAST 7 DAYS			LAST 28 DAYS			YEAR TO DATE			2023	2022	2021
	2025	2024	% Chg	2025	2024	% Chg	2025	2024	% Chg	% Chg	% Chg	% Chg
MURDER	0	0	*	0	1	-100%	4	5	-20%	-43%	-43%	-20%
SEXUAL ASSAULT	1	0	*	2	1	100%	5	11	-55%	-58%	-44%	-29%
ROBBERY	3	3	0%	5	11	-55%	26	45	-42%	-59%	-51%	-51%
AGGRAVATED ASSAULT	3	12	-75%	33	51	-35%	116	160	-28%	-31%	-26%	-40%
BURGLARY	7	9	-22%	40	61	-34%	117	192	-39%	-33%	-36%	-21%
FELONY THEFT	13	18	-28%	54	81	-33%	194	261	-26%	-65%	-68%	-57%
AUTO THEFT	9	25	-64%	41	70	-41%	182	296	-39%	-69%	-39%	-50%
TOTAL	36	67	-46%	175	276	-37%	644	970	-34%	-59%	-51%	-47%
SHOOTING INCIDENTS	0	2	-100%	3	8	-63%	9	23	-61%	-67%	-67%	-61%
SHOOTING VICTIMS	0	2	-100%	3	9	-67%	10	25	-60%	-64%	-63%	-58%
JUVENILE SHOOTING INCIDENTS	0	0	*	0	1	-100%	0	1	-100%	-100%	-100%	-100%
JUVENILE SHOOTING VICTIMS	0	0	*	0	1	-100%	0	1	-100%	-100%	-100%	-100%
MISDEMEANOR THEFT	49	35	40%	156	128	22%	492	525	-6%	-20%	1%	-33%

The above CompStat figures are posted on Monday, one week after the closing date.

CompStat figures are preliminary and are subject to change through the course of further analysis and review. Crime statistics reflect Missouri Criminal Codes and may differ from the crime categories of the FBI Uniform Crime Reporting Program and the National Incident-Based Reporting System. These numbers are utilized to develop strategies and trends for crime prevention.

* Felony Theft and Misdemeanor Theft percentages in 2021 are inconsistent for the time period of January until February due changes in Missouri State crime classifications.

* Juvenile Shooting Incidents and Juvenile Shooting Victims are included in the Shooting Incidents and Shooting Victims. Shooting Incidents are included in Aggravated Assaults.



Tishaura O. Jones
Mayor

St. Louis Metropolitan Police Department

CompStat

Report Covering the Week:
3/31/2025 12:00:00 AM to 4/6/2025



Robert J. Tracy
Police Commissioner

District 1	LAST 7 DAYS			LAST 28 DAYS			YEAR TO DATE			2023	2022	2021
	2025	2024	% Chg	2025	2024	% Chg	2025	2024	% Chg	% Chg	% Chg	% Chg
MURDER	0	0	*	0	1	-100%	4	3	33%	-33%	-20%	33%
SEXUAL ASSAULT	1	0	*	1	1	0%	3	6	-50%	-50%	-25%	-40%
ROBBERY	1	3	-67%	3	9	-67%	12	32	-63%	-61%	-64%	-57%
AGGRAVATED ASSAULT	2	10	-80%	19	33	-42%	77	99	-22%	-20%	-21%	-41%
BURGLARY	5	6	-17%	24	31	-23%	63	96	-34%	-34%	-31%	-7%
FELONY THEFT	7	11	-36%	24	37	-35%	94	102	-8%	-53%	-59%	-53%
AUTO THEFT	5	13	-62%	22	36	-39%	90	168	-46%	-65%	-46%	-53%
TOTAL	21	43	-51%	93	148	-37%	343	506	-32%	-51%	-45%	-45%
SHOOTING INCIDENTS	0	1	-100%	3	4	-25%	9	14	-36%	-55%	-55%	-36%
SHOOTING VICTIMS	0	1	-100%	3	4	-25%	10	14	-29%	-52%	-50%	-33%
JUVENILE SHOOTING INCIDENTS	0	0	*	0	0	*	0	0	*	-100%	-100%	*
JUVENILE SHOOTING VICTIMS	0	0	*	0	0	*	0	0	*	-100%	-100%	*
MISDEMEANOR THEFT	16	20	-20%	69	68	1%	213	259	-18%	-24%	-14%	-43%

The above CompStat figures are posted on Monday, one week after the closing date.

CompStat figures are preliminary and are subject to change through the course of further analysis and review. Crime statistics reflect Missouri Criminal Codes and may differ from the crime categories of the FBI Uniform Crime Reporting Program and the National Incident-Based Reporting System. These numbers are utilized to develop strategies and trends for crime prevention.

* Felony Theft and Misdemeanor Theft percentages in 2021 are inconsistent for the time period of January until February due changes in Missouri State crime classifications.

* Juvenile Shooting Incidents and Juvenile Shooting Victims are included in the Shooting Incidents and Shooting Victims. Shooting Incidents are included in Aggravated Assaults.



Tishaura O. Jones
Mayor

St. Louis Metropolitan Police Department

CompStat

Report Covering the Week:
3/31/2025 12:00:00 AM to 4/6/2025



Robert J. Tracy
Police Commissioner

District 2	LAST	7	DAYS	LAST	28	DAYS	YEAR	TO	DATE	2023	2022	2021
	2025	2024	% Chg	2025	2024	% Chg	2025	2024	% Chg	% Chg	% Chg	% Chg
MURDER	0	0	*	0	0	*	0	2	-100%	-100%	-100%	-100%
SEXUAL ASSAULT	0	0	*	1	0	*	2	5	-60%	-67%	-60%	0%
ROBBERY	2	0	*	2	2	0%	14	13	8%	-58%	-30%	-44%
AGGRAVATED ASSAULT	1	2	-50%	14	18	-22%	39	61	-36%	-45%	-34%	-37%
BURGLARY	2	3	-33%	16	30	-47%	54	96	-44%	-32%	-41%	-33%
FELONY THEFT	6	7	-14%	30	44	-32%	100	159	-37%	-72%	-74%	-60%
AUTO THEFT	4	12	-67%	19	34	-44%	92	128	-28%	-72%	-30%	-48%
TOTAL	15	24	-38%	82	128	-36%	301	464	-35%	-66%	-56%	-49%
SHOOTING INCIDENTS	0	1	-100%	0	4	-100%	0	9	-100%	-100%	-100%	-100%
SHOOTING VICTIMS	0	1	-100%	0	5	-100%	0	11	-100%	-100%	-100%	-100%
JUVENILE SHOOTING INCIDENTS	0	0	*	0	1	-100%	0	1	-100%	*	-100%	-100%
JUVENILE SHOOTING VICTIMS	0	0	*	0	1	-100%	0	1	-100%	*	-100%	-100%
MISDEMEANOR THEFT	33	15	120%	87	60	45%	279	266	5%	-16%	15%	-24%

The above CompStat figures are posted on Monday, one week after the closing date.

CompStat figures are preliminary and are subject to change through the course of further analysis and review. Crime statistics reflect Missouri Criminal Codes and may differ from the crime categories of the FBI Uniform Crime Reporting Program and the National Incident-Based Reporting System. These numbers are utilized to develop strategies and trends for crime prevention.

* Felony Theft and Misdemeanor Theft percentages in 2021 are inconsistent for the time period of January until February due changes in Missouri State crime classifications.

* Juvenile Shooting Incidents and Juvenile Shooting Victims are included in the Shooting Incidents and Shooting Victims. Shooting Incidents are included in Aggravated Assaults.



Tishaura O. Jones
Mayor

St. Louis Metropolitan Police Department

CompStat

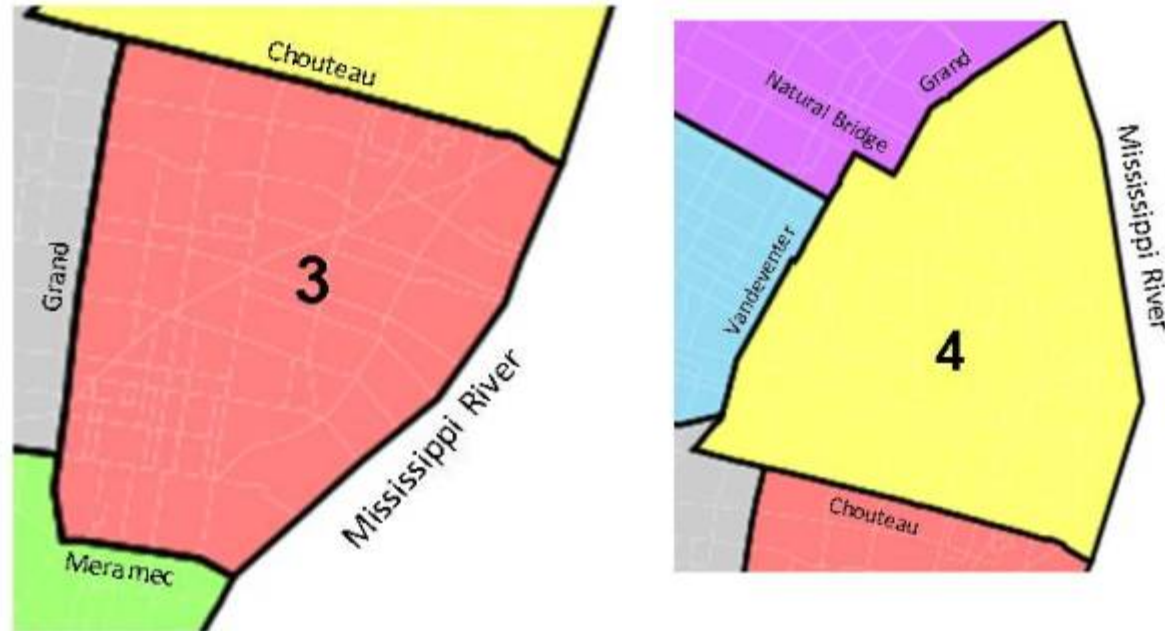
Report Covering the Week:
3/31/2025 12:00:00 AM to 4/6/2025



Robert J. Tracy
Police Commissioner

Central Patrol

Districts 3 & 4



The above CompStat figures are posted on Monday, one week after the closing date.

CompStat figures are preliminary and are subject to change through the course of further analysis and review. Crime statistics reflect Missouri Criminal Codes and may differ from the crime categories of the FBI Uniform Crime Reporting Program and the National Incident-Based Reporting System. These numbers are utilized to develop strategies and trends for crime prevention.

- * Felony Theft and Misdemeanor Theft percentages in 2021 are inconsistent for the time period of January until February due changes in Missouri State crime classifications.
- * Juvenile Shooting Incidents and Juvenile Shooting Victims are included in the Shooting Incidents and Shooting Victims. Shooting Incidents are included in Aggravated Assaults.



Tishaura O. Jones
Mayor

St. Louis Metropolitan Police Department

CompStat

Report Covering the Week:
3/31/2025 12:00:00 AM to 4/6/2025



Robert J. Tracy
Police Commissioner

	LAST 7 DAYS			LAST 28 DAYS			YEAR TO DATE			2023	2022	2021
	2025	2024	% Chg	2025	2024	% Chg	2025	2024	% Chg	% Chg	% Chg	% Chg
Central Patrol												
MURDER	0	0	*	2	1	100%	9	16	-44%	-18%	13%	-55%
SEXUAL ASSAULT	0	1	-100%	3	5	-40%	10	18	-44%	-57%	-33%	-44%
ROBBERY	2	2	0%	13	13	0%	42	65	-35%	-11%	-48%	-32%
AGGRAVATED ASSAULT	17	27	-37%	67	78	-14%	224	204	10%	-3%	-28%	-18%
BURGLARY	14	15	-7%	39	51	-24%	116	151	-23%	-30%	-34%	-13%
FELONY THEFT	15	20	-25%	64	74	-14%	236	309	-24%	-51%	-67%	-41%
AUTO THEFT	12	29	-59%	48	84	-43%	210	306	-31%	-56%	-23%	-27%
TOTAL	60	94	-36%	236	306	-23%	847	1069	-21%	-41%	-47%	-29%
SHOOTING INCIDENTS	1	1	0%	9	13	-31%	29	50	-42%	-33%	-36%	-43%
SHOOTING VICTIMS	1	1	0%	9	13	-31%	29	52	-44%	-45%	-44%	-53%
JUVENILE SHOOTING INCIDENTS	1	0	*	2	1	100%	5	6	-17%	67%	-58%	0%
JUVENILE SHOOTING VICTIMS	1	0	*	2	1	100%	5	6	-17%	67%	-62%	-17%
MISDEMEANOR THEFT	41	35	17%	155	146	6%	487	493	-1%	-12%	12%	-7%

The above CompStat figures are posted on Monday, one week after the closing date.

CompStat figures are preliminary and are subject to change through the course of further analysis and review. Crime statistics reflect Missouri Criminal Codes and may differ from the crime categories of the FBI Uniform Crime Reporting Program and the National Incident-Based Reporting System. These numbers are utilized to develop strategies and trends for crime prevention.

* Felony Theft and Misdemeanor Theft percentages in 2021 are inconsistent for the time period of January until February due changes in Missouri State crime classifications.

* Juvenile Shooting Incidents and Juvenile Shooting Victims are included in the Shooting Incidents and Shooting Victims. Shooting Incidents are included in Aggravated Assaults.



Tishaura O. Jones
Mayor

St. Louis Metropolitan Police Department

CompStat

Report Covering the Week:
3/31/2025 12:00:00 AM to 4/6/2025



Robert J. Tracy
Police Commissioner

District 3	LAST 7 DAYS			LAST 28 DAYS			YEAR TO DATE			2023	2022	2021
	2025	2024	% Chg	2025	2024	% Chg	2025	2024	% Chg	% Chg	% Chg	% Chg
MURDER	0	0	*	0	1	-100%	2	7	-71%	-60%	0%	-78%
SEXUAL ASSAULT	0	0	*	3	1	200%	5	7	-29%	-17%	-29%	-50%
ROBBERY	0	1	-100%	6	4	50%	21	31	-32%	17%	-19%	0%
AGGRAVATED ASSAULT	0	15	-100%	26	28	-7%	93	87	7%	7%	-6%	-20%
BURGLARY	5	5	0%	20	26	-23%	58	70	-17%	-13%	-40%	-19%
FELONY THEFT	5	9	-44%	19	26	-27%	84	97	-13%	-53%	-67%	-48%
AUTO THEFT	8	14	-43%	26	35	-26%	112	157	-29%	-56%	5%	-17%
TOTAL	18	44	-59%	100	121	-17%	375	456	-18%	-39%	-37%	-28%
SHOOTING INCIDENTS	0	1	-100%	5	5	0%	11	21	-48%	-27%	0%	-39%
SHOOTING VICTIMS	0	1	-100%	5	5	0%	11	23	-52%	-39%	-21%	-48%
JUVENILE SHOOTING INCIDENTS	0	0	*	1	1	0%	2	1	100%	0%	-50%	-50%
JUVENILE SHOOTING VICTIMS	0	0	*	1	1	0%	2	1	100%	0%	-50%	-60%
MISDEMEANOR THEFT	23	11	109%	90	69	30%	261	235	11%	16%	84%	0%

The above CompStat figures are posted on Monday, one week after the closing date.

CompStat figures are preliminary and are subject to change through the course of further analysis and review. Crime statistics reflect Missouri Criminal Codes and may differ from the crime categories of the FBI Uniform Crime Reporting Program and the National Incident-Based Reporting System. These numbers are utilized to develop strategies and trends for crime prevention.

* Felony Theft and Misdemeanor Theft percentages in 2021 are inconsistent for the time period of January until February due changes in Missouri State crime classifications.

* Juvenile Shooting Incidents and Juvenile Shooting Victims are included in the Shooting Incidents and Shooting Victims. Shooting Incidents are included in Aggravated Assaults.



Tishaura O. Jones
Mayor

St. Louis Metropolitan Police Department

CompStat

Report Covering the Week:
3/31/2025 12:00:00 AM to 4/6/2025



Robert J. Tracy
Police Commissioner

District 4	LAST	7	DAYS	LAST	28	DAYS	YEAR	TO	DATE	2023	2022	2021
	2025	2024	% Chg	2025	2024	% Chg	2025	2024	% Chg	% Chg	% Chg	% Chg
MURDER	0	0	*	2	0	*	7	9	-22%	17%	17%	-36%
SEXUAL ASSAULT	0	1	-100%	0	4	-100%	5	11	-55%	-71%	-38%	-38%
ROBBERY	2	1	100%	7	9	-22%	21	34	-38%	-28%	-62%	-49%
AGGRAVATED ASSAULT	17	12	42%	41	50	-18%	131	117	12%	-8%	-38%	-17%
BURGLARY	9	10	-10%	19	25	-24%	58	81	-28%	-41%	-28%	-6%
FELONY THEFT	10	11	-9%	45	48	-6%	152	212	-28%	-50%	-68%	-36%
AUTO THEFT	4	15	-73%	22	49	-55%	98	149	-34%	-56%	-41%	-35%
TOTAL	42	50	-16%	136	185	-26%	472	613	-23%	-42%	-53%	-29%
SHOOTING INCIDENTS	1	0	*	4	8	-50%	18	29	-38%	-36%	-47%	-45%
SHOOTING VICTIMS	1	0	*	4	8	-50%	18	29	-38%	-49%	-53%	-56%
JUVENILE SHOOTING INCIDENTS	1	0	*	1	0	*	3	5	-40%	200%	-63%	200%
JUVENILE SHOOTING VICTIMS	1	0	*	1	0	*	3	5	-40%	200%	-67%	200%
MISDEMEANOR THEFT	18	24	-25%	65	77	-16%	226	258	-12%	-32%	-22%	-15%

The above CompStat figures are posted on Monday, one week after the closing date.

CompStat figures are preliminary and are subject to change through the course of further analysis and review. Crime statistics reflect Missouri Criminal Codes and may differ from the crime categories of the FBI Uniform Crime Reporting Program and the National Incident-Based Reporting System. These numbers are utilized to develop strategies and trends for crime prevention.

* Felony Theft and Misdemeanor Theft percentages in 2021 are inconsistent for the time period of January until February due changes in Missouri State crime classifications.

* Juvenile Shooting Incidents and Juvenile Shooting Victims are included in the Shooting Incidents and Shooting Victims. Shooting Incidents are included in Aggravated Assaults.



Tishaura O. Jones
Mayor

St. Louis Metropolitan Police Department

CompStat

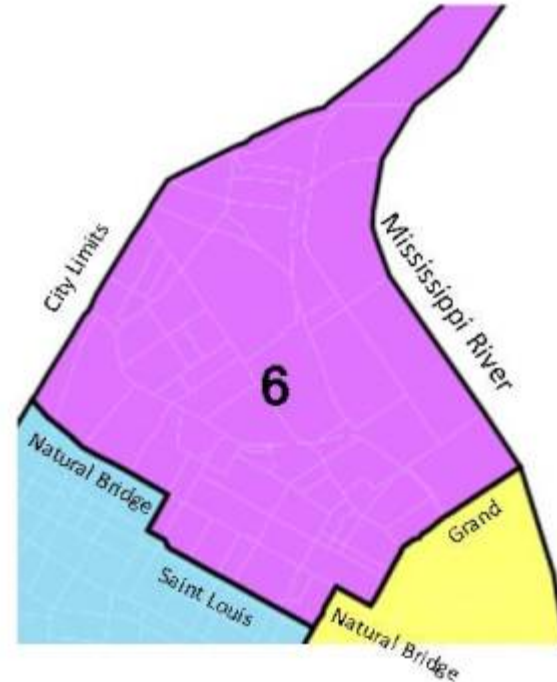
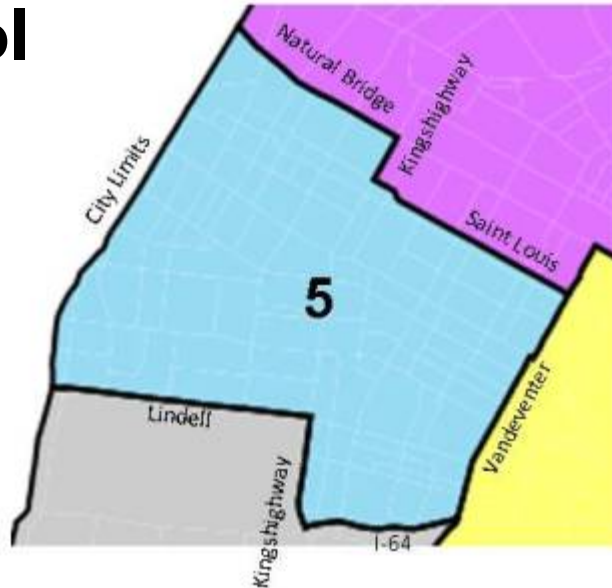
Report Covering the Week:
3/31/2025 12:00:00 AM to 4/6/2025



Robert J. Tracy
Police Commissioner

North Patrol

Districts 5 & 6



The above CompStat figures are posted on Monday, one week after the closing date.

CompStat figures are preliminary and are subject to change through the course of further analysis and review. Crime statistics reflect Missouri Criminal Codes and may differ from the crime categories of the FBI Uniform Crime Reporting Program and the National Incident-Based Reporting System. These numbers are utilized to develop strategies and trends for crime prevention.

- * Felony Theft and Misdemeanor Theft percentages in 2021 are inconsistent for the time period of January until February due changes in Missouri State crime classifications.
- * Juvenile Shooting Incidents and Juvenile Shooting Victims are included in the Shooting Incidents and Shooting Victims. Shooting Incidents are included in Aggravated Assaults.



Tishaura O. Jones
Mayor

St. Louis Metropolitan Police Department

CompStat

Report Covering the Week:
3/31/2025 12:00:00 AM to 4/6/2025



Robert J. Tracy
Police Commissioner

	LAST 7 DAYS			LAST 28 DAYS			YEAR TO DATE			2023	2022	2021
	2025	2024	% Chg	2025	2024	% Chg	2025	2024	% Chg	% Chg	% Chg	% Chg
North Patrol												
MURDER	1	1	0%	5	3	67%	10	20	-50%	-50%	-63%	-57%
SEXUAL ASSAULT	3	3	0%	8	6	33%	12	17	-29%	-40%	-33%	-43%
ROBBERY	8	4	100%	19	16	19%	61	46	33%	0%	-27%	-25%
AGGRAVATED ASSAULT	15	22	-32%	80	88	-9%	203	238	-15%	-32%	-35%	-33%
BURGLARY	8	9	-11%	36	48	-25%	123	166	-26%	-26%	-31%	-7%
FELONY THEFT	17	17	0%	48	70	-31%	179	226	-21%	-37%	-54%	-36%
AUTO THEFT	22	21	5%	62	81	-23%	167	304	-45%	-63%	-38%	-33%
TOTAL	74	77	-4%	258	312	-17%	755	1017	-26%	-42%	-41%	-31%
SHOOTING INCIDENTS	5	1	400%	23	12	92%	46	59	-22%	-16%	-49%	-31%
SHOOTING VICTIMS	5	1	400%	25	13	92%	50	64	-22%	-14%	-55%	-32%
JUVENILE SHOOTING INCIDENTS	0	0	*	0	0	*	5	7	-29%	-29%	-58%	-50%
JUVENILE SHOOTING VICTIMS	0	0	*	0	0	*	5	7	-29%	-29%	-62%	-50%
MISDEMEANOR THEFT	18	32	-44%	90	118	-24%	317	389	-19%	-29%	2%	-14%

The above CompStat figures are posted on Monday, one week after the closing date.

CompStat figures are preliminary and are subject to change through the course of further analysis and review. Crime statistics reflect Missouri Criminal Codes and may differ from the crime categories of the FBI Uniform Crime Reporting Program and the National Incident-Based Reporting System. These numbers are utilized to develop strategies and trends for crime prevention.

* Felony Theft and Misdemeanor Theft percentages in 2021 are inconsistent for the time period of January until February due changes in Missouri State crime classifications.

* Juvenile Shooting Incidents and Juvenile Shooting Victims are included in the Shooting Incidents and Shooting Victims. Shooting Incidents are included in Aggravated Assaults.



Tishaura O. Jones
Mayor

St. Louis Metropolitan Police Department

CompStat

Report Covering the Week:
3/31/2025 12:00:00 AM to 4/6/2025



Robert J. Tracy
Police Commissioner

District 5	LAST 7 DAYS			LAST 28 DAYS			YEAR TO DATE			2023	2022	2021
	2025	2024	% Chg	2025	2024	% Chg	2025	2024	% Chg	% Chg	% Chg	% Chg
MURDER	0	0	*	2	1	100%	5	9	-44%	-50%	-71%	-58%
SEXUAL ASSAULT	3	2	50%	6	2	200%	8	6	33%	-33%	-33%	0%
ROBBERY	4	1	300%	9	8	13%	29	27	7%	-6%	-36%	-36%
AGGRAVATED ASSAULT	7	13	-46%	34	42	-19%	98	94	4%	-31%	-32%	-42%
BURGLARY	4	6	-33%	15	27	-44%	65	104	-38%	-36%	-36%	-16%
FELONY THEFT	13	10	30%	34	38	-11%	110	135	-19%	-44%	-57%	-36%
AUTO THEFT	11	14	-21%	34	42	-19%	88	158	-44%	-67%	-35%	-26%
TOTAL	42	46	-9%	134	160	-16%	403	533	-24%	-47%	-44%	-33%
SHOOTING INCIDENTS	1	1	0%	9	8	13%	18	29	-38%	-36%	-54%	-44%
SHOOTING VICTIMS	1	1	0%	9	9	0%	20	32	-38%	-31%	-62%	-39%
JUVENILE SHOOTING INCIDENTS	0	0	*	0	0	*	2	3	-33%	-33%	-67%	-50%
JUVENILE SHOOTING VICTIMS	0	0	*	0	0	*	2	3	-33%	-33%	-67%	-50%
MISDEMEANOR THEFT	12	25	-52%	52	76	-32%	216	264	-18%	-31%	11%	-7%

The above CompStat figures are posted on Monday, one week after the closing date.

CompStat figures are preliminary and are subject to change through the course of further analysis and review. Crime statistics reflect Missouri Criminal Codes and may differ from the crime categories of the FBI Uniform Crime Reporting Program and the National Incident-Based Reporting System. These numbers are utilized to develop strategies and trends for crime prevention.

* Felony Theft and Misdemeanor Theft percentages in 2021 are inconsistent for the time period of January until February due changes in Missouri State crime classifications.

* Juvenile Shooting Incidents and Juvenile Shooting Victims are included in the Shooting Incidents and Shooting Victims. Shooting Incidents are included in Aggravated Assaults.



Tishaura O. Jones
Mayor

St. Louis Metropolitan Police Department

CompStat

Report Covering the Week:
3/31/2025 12:00:00 AM to 4/6/2025



Robert J. Tracy
Police Commissioner

District 6	LAST	7	DAYS	LAST	28	DAYS	YEAR	TO	DATE	2023	2022	2021
	2025	2024	% Chg	2025	2024	% Chg	2025	2024	% Chg	% Chg	% Chg	% Chg
MURDER	1	1	0%	3	2	50%	5	11	-55%	-50%	-50%	-55%
SEXUAL ASSAULT	0	1	-100%	2	4	-50%	4	11	-64%	-50%	-33%	-69%
ROBBERY	4	3	33%	10	8	25%	32	19	68%	7%	-18%	-11%
AGGRAVATED ASSAULT	8	9	-11%	46	46	0%	105	144	-27%	-33%	-38%	-21%
BURGLARY	4	3	33%	21	21	0%	58	62	-6%	-11%	-24%	5%
FELONY THEFT	4	7	-43%	14	32	-56%	69	91	-24%	-21%	-46%	-36%
AUTO THEFT	11	7	57%	28	39	-28%	79	146	-46%	-56%	-40%	-39%
TOTAL	32	31	3%	124	152	-18%	352	484	-27%	-35%	-37%	-27%
SHOOTING INCIDENTS	4	0	*	14	4	250%	28	30	-7%	4%	-45%	-20%
SHOOTING VICTIMS	4	0	*	16	4	300%	30	32	-6%	3%	-50%	-25%
JUVENILE SHOOTING INCIDENTS	0	0	*	0	0	*	3	4	-25%	-25%	-50%	-50%
JUVENILE SHOOTING VICTIMS	0	0	*	0	0	*	3	4	-25%	-25%	-57%	-50%
MISDEMEANOR THEFT	6	7	-14%	38	42	-10%	101	125	-19%	-22%	-14%	-26%

The above CompStat figures are posted on Monday, one week after the closing date.

CompStat figures are preliminary and are subject to change through the course of further analysis and review. Crime statistics reflect Missouri Criminal Codes and may differ from the crime categories of the FBI Uniform Crime Reporting Program and the National Incident-Based Reporting System. These numbers are utilized to develop strategies and trends for crime prevention.

* Felony Theft and Misdemeanor Theft percentages in 2021 are inconsistent for the time period of January until February due changes in Missouri State crime classifications.

* Juvenile Shooting Incidents and Juvenile Shooting Victims are included in the Shooting Incidents and Shooting Victims. Shooting Incidents are included in Aggravated Assaults.