



Tishaura O. Jones
Mayor

St. Louis Metropolitan Police Department

CompStat

Report Covering the Week:
10/21/2024 12:00:00 AM to 10/27/2024



Robert J. Tracy
Police Commissioner

City Wide	LAST 7 DAYS			LAST 28 DAYS			YEAR TO DATE			2022	2021
	2024	2023	% Chg	2024	2023	% Chg	2024	2023	% Chg	% Chg	% Chg
MURDER	0	3	-100%	7	10	-30%	124	135	-8%	-25%	-25%
SEXUAL ASSAULT	0	5	-100%	4	16	-75%	123	173	-29%	-15%	-23%
ROBBERY	9	20	-55%	52	66	-21%	564	586	-4%	-12%	-23%
AGGRAVATED ASSAULT	44	60	-27%	216	236	-8%	2391	2544	-6%	-9%	-21%
BURGLARY	44	64	-31%	166	171	-3%	1780	1678	6%	-6%	11%
FELONY THEFT	59	82	-28%	271	305	-11%	3001	3660	-18%	-43%	-43%
AUTO THEFT	50	105	-52%	241	366	-34%	2798	4182	-33%	-42%	-9%
TOTAL	206	339	-39%	957	1170	-18%	10781	12958	-17%	-31%	-23%
SHOOTING INCIDENTS	9	13	-31%	36	43	-16%	500	481	4%	-18%	0%
SHOOTING VICTIMS	10	17	-41%	45	54	-17%	581	567	2%	-16%	1%
JUVENILE SHOOTING INCIDENTS	1	4	-75%	4	7	-43%	46	49	-6%	-44%	-16%
JUVENILE SHOOTING VICTIMS	1	4	-75%	5	9	-44%	50	61	-18%	-46%	-18%
MISDEMEANOR THEFT	102	140	-27%	397	528	-25%	5026	4884	3%	14%	2%

The above CompStat figures are posted on Monday, one week after the closing date.

CompStat figures are preliminary and are subject to change through the course of further analysis and review. Crime statistics reflect Missouri Criminal Codes and may differ from the crime categories of the FBI Uniform Crime Reporting Program and the National Incident-Based Reporting System. These numbers are utilized to develop strategies and trends for crime prevention.

* Felony Theft and Misdemeanor Theft percentages in 2021 are inconsistent for the time period of January until February due changes in Missouri State crime classifications.

* Juvenile Shooting Incidents and Juvenile Shooting Victims are included in the Shooting Incidents and Shooting Victims. Shooting Incidents are included in Aggravated Assaults.



Tishaura O. Jones
Mayor

St. Louis Metropolitan Police Department

CompStat

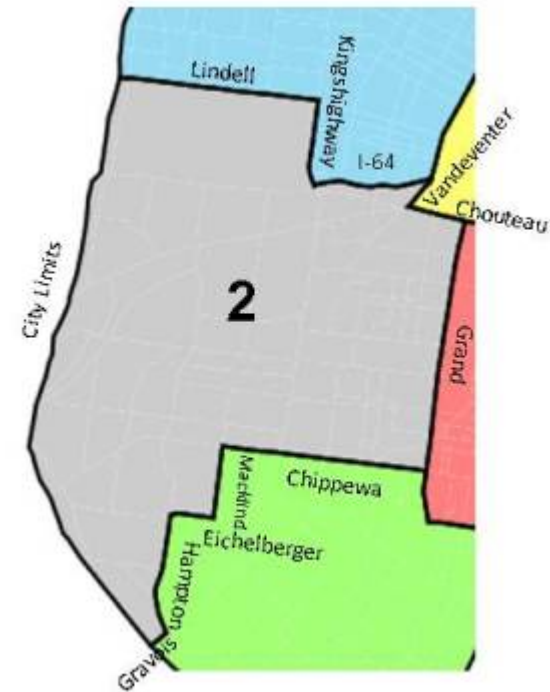
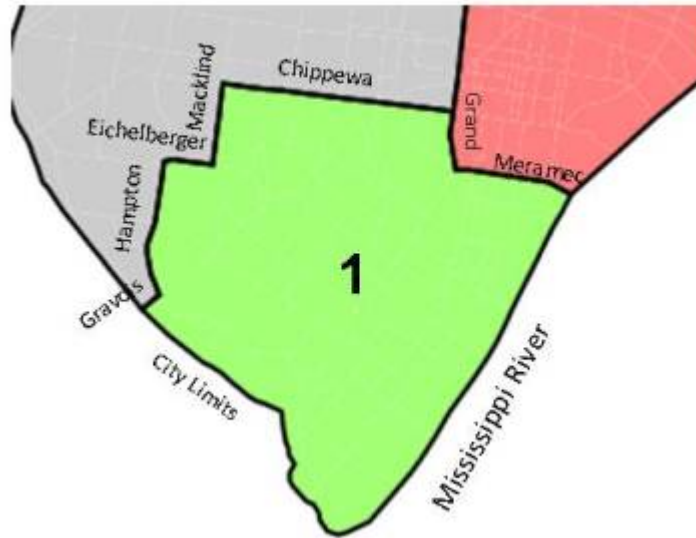
Report Covering the Week:
10/21/2024 12:00:00 AM to 10/27/2024



Robert J. Tracy
Police Commissioner

South Patrol

Districts 1 & 2



The above CompStat figures are posted on Monday, one week after the closing date.

CompStat figures are preliminary and are subject to change through the course of further analysis and review. Crime statistics reflect Missouri Criminal Codes and may differ from the crime categories of the FBI Uniform Crime Reporting Program and the National Incident-Based Reporting System. These numbers are utilized to develop strategies and trends for crime prevention.

- * Felony Theft and Misdemeanor Theft percentages in 2021 are inconsistent for the time period of January until February due changes in Missouri State crime classifications.
- * Juvenile Shooting Incidents and Juvenile Shooting Victims are included in the Shooting Incidents and Shooting Victims. Shooting Incidents are included in Aggravated Assaults.



Tishaura O. Jones
Mayor

St. Louis Metropolitan Police Department

CompStat

Report Covering the Week:
10/21/2024 12:00:00 AM to 10/27/2024



Robert J. Tracy
Police Commissioner

South Patrol	LAST 7 DAYS			LAST 28 DAYS			YEAR TO DATE			2022	2021
	2024	2023	% Chg	2024	2023	% Chg	2024	2023	% Chg	% Chg	% Chg
MURDER	0	1	-100%	0	2	-100%	19	17	12%	-30%	12%
SEXUAL ASSAULT	0	1	-100%	0	6	-100%	31	50	-38%	-28%	-14%
ROBBERY	0	7	-100%	8	17	-53%	148	165	-10%	-6%	0%
AGGRAVATED ASSAULT	5	12	-58%	42	63	-33%	607	577	5%	26%	-4%
BURGLARY	16	31	-48%	68	78	-13%	666	628	6%	-6%	7%
FELONY THEFT	18	28	-36%	94	100	-6%	1047	1365	-23%	-39%	-47%
AUTO THEFT	21	52	-60%	88	139	-37%	996	1519	-34%	-44%	-20%
TOTAL	60	132	-55%	300	405	-26%	3514	4321	-19%	-29%	-25%
SHOOTING INCIDENTS	1	2	-50%	3	4	-25%	78	80	-3%	-8%	13%
SHOOTING VICTIMS	1	2	-50%	3	4	-25%	83	86	-3%	-13%	14%
JUVENILE SHOOTING INCIDENTS	0	0	*	0	0	*	3	7	-57%	-63%	-57%
JUVENILE SHOOTING VICTIMS	0	0	*	0	0	*	3	8	-63%	-77%	-67%
MISDEMEANOR THEFT	48	58	-17%	162	208	-22%	1968	1799	9%	11%	-7%

The above CompStat figures are posted on Monday, one week after the closing date.

CompStat figures are preliminary and are subject to change through the course of further analysis and review. Crime statistics reflect Missouri Criminal Codes and may differ from the crime categories of the FBI Uniform Crime Reporting Program and the National Incident-Based Reporting System. These numbers are utilized to develop strategies and trends for crime prevention.

* Felony Theft and Misdemeanor Theft percentages in 2021 are inconsistent for the time period of January until February due changes in Missouri State crime classifications.

* Juvenile Shooting Incidents and Juvenile Shooting Victims are included in the Shooting Incidents and Shooting Victims. Shooting Incidents are included in Aggravated Assaults.



Tishaura O. Jones
Mayor

St. Louis Metropolitan Police Department

CompStat

Report Covering the Week:
10/21/2024 12:00:00 AM to 10/27/2024



Robert J. Tracy
Police Commissioner

District 1	LAST 7 DAYS			LAST 28 DAYS			YEAR TO DATE			2022	2021
	2024	2023	% Chg	2024	2023	% Chg	2024	2023	% Chg	% Chg	% Chg
MURDER	0	0	*	0	1	-100%	12	10	20%	-37%	-14%
SEXUAL ASSAULT	0	0	*	0	2	-100%	16	21	-24%	-30%	-16%
ROBBERY	0	4	-100%	4	7	-43%	94	95	-1%	-3%	7%
AGGRAVATED ASSAULT	5	7	-29%	27	40	-33%	420	367	14%	47%	2%
BURGLARY	9	19	-53%	31	43	-28%	357	344	4%	10%	3%
FELONY THEFT	6	11	-45%	37	38	-3%	380	504	-25%	-38%	-55%
AUTO THEFT	10	30	-67%	41	74	-45%	503	759	-34%	-43%	-21%
TOTAL	30	71	-58%	140	205	-32%	1782	2100	-15%	-20%	-25%
SHOOTING INCIDENTS	1	1	0%	2	3	-33%	55	58	-5%	-10%	12%
SHOOTING VICTIMS	1	1	0%	2	3	-33%	58	62	-6%	-11%	14%
JUVENILE SHOOTING INCIDENTS	0	0	*	0	0	*	2	6	-67%	-60%	-60%
JUVENILE SHOOTING VICTIMS	0	0	*	0	0	*	2	7	-71%	-60%	-67%
MISDEMEANOR THEFT	18	24	-25%	65	89	-27%	846	819	3%	5%	-15%

The above CompStat figures are posted on Monday, one week after the closing date.

CompStat figures are preliminary and are subject to change through the course of further analysis and review. Crime statistics reflect Missouri Criminal Codes and may differ from the crime categories of the FBI Uniform Crime Reporting Program and the National Incident-Based Reporting System. These numbers are utilized to develop strategies and trends for crime prevention.

* Felony Theft and Misdemeanor Theft percentages in 2021 are inconsistent for the time period of January until February due changes in Missouri State crime classifications.

* Juvenile Shooting Incidents and Juvenile Shooting Victims are included in the Shooting Incidents and Shooting Victims. Shooting Incidents are included in Aggravated Assaults.



Tishaura O. Jones
Mayor

St. Louis Metropolitan Police Department

CompStat

Report Covering the Week:
10/21/2024 12:00:00 AM to 10/27/2024



Robert J. Tracy
Police Commissioner

District 2	LAST 7 DAYS			LAST 28 DAYS			YEAR TO DATE			2022	2021
	2024	2023	% Chg	2024	2023	% Chg	2024	2023	% Chg	% Chg	% Chg
MURDER	0	1	-100%	0	1	-100%	7	7	0%	-13%	133%
SEXUAL ASSAULT	0	1	-100%	0	4	-100%	15	29	-48%	-25%	-12%
ROBBERY	0	3	-100%	4	10	-60%	54	70	-23%	-11%	-10%
AGGRAVATED ASSAULT	0	5	-100%	15	23	-35%	187	210	-11%	-4%	-15%
BURGLARY	7	12	-42%	37	35	6%	309	284	9%	-20%	11%
FELONY THEFT	12	17	-29%	57	62	-8%	667	861	-23%	-40%	-41%
AUTO THEFT	11	22	-50%	47	65	-28%	493	760	-35%	-46%	-18%
TOTAL	30	61	-51%	160	200	-20%	1732	2221	-22%	-36%	-25%
SHOOTING INCIDENTS	0	1	-100%	1	1	0%	23	22	5%	-4%	15%
SHOOTING VICTIMS	0	1	-100%	1	1	0%	25	24	4%	-17%	14%
JUVENILE SHOOTING INCIDENTS	0	0	*	0	0	*	1	1	0%	-67%	-50%
JUVENILE SHOOTING VICTIMS	0	0	*	0	0	*	1	1	0%	-88%	-67%
MISDEMEANOR THEFT	30	34	-12%	97	119	-18%	1122	980	14%	16%	-1%

The above CompStat figures are posted on Monday, one week after the closing date.

CompStat figures are preliminary and are subject to change through the course of further analysis and review. Crime statistics reflect Missouri Criminal Codes and may differ from the crime categories of the FBI Uniform Crime Reporting Program and the National Incident-Based Reporting System. These numbers are utilized to develop strategies and trends for crime prevention.

* Felony Theft and Misdemeanor Theft percentages in 2021 are inconsistent for the time period of January until February due changes in Missouri State crime classifications.

* Juvenile Shooting Incidents and Juvenile Shooting Victims are included in the Shooting Incidents and Shooting Victims. Shooting Incidents are included in Aggravated Assaults.



Tishaura O. Jones
Mayor

St. Louis Metropolitan Police Department

CompStat

Report Covering the Week:
10/21/2024 12:00:00 AM to 10/27/2024



Robert J. Tracy
Police Commissioner

Central Patrol

Districts 3 & 4



The above CompStat figures are posted on Monday, one week after the closing date.

CompStat figures are preliminary and are subject to change through the course of further analysis and review. Crime statistics reflect Missouri Criminal Codes and may differ from the crime categories of the FBI Uniform Crime Reporting Program and the National Incident-Based Reporting System. These numbers are utilized to develop strategies and trends for crime prevention.

- * Felony Theft and Misdemeanor Theft percentages in 2021 are inconsistent for the time period of January until February due changes in Missouri State crime classifications.
- * Juvenile Shooting Incidents and Juvenile Shooting Victims are included in the Shooting Incidents and Shooting Victims. Shooting Incidents are included in Aggravated Assaults.



Tishaura O. Jones
Mayor

St. Louis Metropolitan Police Department

CompStat

Report Covering the Week:
10/21/2024 12:00:00 AM to 10/27/2024



Robert J. Tracy
Police Commissioner

Central Patrol	LAST 7 DAYS			LAST 28 DAYS			YEAR TO DATE			2022	2021
	2024	2023	% Chg	2024	2023	% Chg	2024	2023	% Chg	% Chg	% Chg
MURDER	0	1	-100%	4	6	-33%	47	49	-4%	7%	-20%
SEXUAL ASSAULT	0	2	-100%	3	6	-50%	43	72	-40%	-22%	-31%
ROBBERY	6	7	-14%	27	25	8%	214	218	-2%	-10%	-26%
AGGRAVATED ASSAULT	18	32	-44%	81	87	-7%	917	874	5%	-13%	-24%
BURGLARY	17	14	21%	57	49	16%	568	501	13%	1%	27%
FELONY THEFT	24	35	-31%	108	125	-14%	1157	1374	-16%	-49%	-40%
AUTO THEFT	15	33	-55%	100	138	-28%	1022	1397	-27%	-36%	0%
TOTAL	80	124	-35%	380	436	-13%	3968	4485	-12%	-32%	-21%
SHOOTING INCIDENTS	6	4	50%	20	17	18%	197	167	18%	5%	13%
SHOOTING VICTIMS	7	7	0%	29	24	21%	243	223	9%	15%	16%
JUVENILE SHOOTING INCIDENTS	0	0	*	3	2	50%	23	15	53%	-34%	10%
JUVENILE SHOOTING VICTIMS	0	0	*	4	3	33%	26	25	4%	-30%	4%
MISDEMEANOR THEFT	30	55	-45%	146	202	-28%	1800	1771	2%	18%	7%

The above CompStat figures are posted on Monday, one week after the closing date.

CompStat figures are preliminary and are subject to change through the course of further analysis and review. Crime statistics reflect Missouri Criminal Codes and may differ from the crime categories of the FBI Uniform Crime Reporting Program and the National Incident-Based Reporting System. These numbers are utilized to develop strategies and trends for crime prevention.

* Felony Theft and Misdemeanor Theft percentages in 2021 are inconsistent for the time period of January until February due changes in Missouri State crime classifications.

* Juvenile Shooting Incidents and Juvenile Shooting Victims are included in the Shooting Incidents and Shooting Victims. Shooting Incidents are included in Aggravated Assaults.



Tishaura O. Jones
Mayor

St. Louis Metropolitan Police Department

CompStat

Report Covering the Week:
10/21/2024 12:00:00 AM to 10/27/2024



Robert J. Tracy
Police Commissioner

District 3	LAST 7 DAYS			LAST 28 DAYS			YEAR TO DATE			2022	2021
	2024	2023	% Chg	2024	2023	% Chg	2024	2023	% Chg	% Chg	% Chg
MURDER	0	1	-100%	1	5	-80%	15	22	-32%	15%	-25%
SEXUAL ASSAULT	0	1	-100%	1	3	-67%	16	24	-33%	-6%	-38%
ROBBERY	1	2	-50%	12	10	20%	89	78	14%	-6%	-6%
AGGRAVATED ASSAULT	4	6	-33%	23	30	-23%	369	328	13%	-7%	-21%
BURGLARY	13	7	86%	41	28	46%	314	231	36%	13%	35%
FELONY THEFT	11	12	-8%	41	46	-11%	425	499	-15%	-45%	-42%
AUTO THEFT	9	16	-44%	47	76	-38%	512	691	-26%	-34%	5%
TOTAL	38	45	-16%	166	198	-16%	1740	1873	-7%	-26%	-16%
SHOOTING INCIDENTS	1	2	-50%	7	8	-13%	73	59	24%	26%	20%
SHOOTING VICTIMS	1	2	-50%	10	10	0%	88	76	16%	38%	22%
JUVENILE SHOOTING INCIDENTS	0	0	*	2	1	100%	7	8	-13%	-36%	-22%
JUVENILE SHOOTING VICTIMS	0	0	*	3	2	50%	8	10	-20%	-27%	-27%
MISDEMEANOR THEFT	19	17	12%	80	70	14%	920	756	22%	52%	22%

The above CompStat figures are posted on Monday, one week after the closing date.

CompStat figures are preliminary and are subject to change through the course of further analysis and review. Crime statistics reflect Missouri Criminal Codes and may differ from the crime categories of the FBI Uniform Crime Reporting Program and the National Incident-Based Reporting System. These numbers are utilized to develop strategies and trends for crime prevention.

* Felony Theft and Misdemeanor Theft percentages in 2021 are inconsistent for the time period of January until February due changes in Missouri State crime classifications.

* Juvenile Shooting Incidents and Juvenile Shooting Victims are included in the Shooting Incidents and Shooting Victims. Shooting Incidents are included in Aggravated Assaults.



Tishaura O. Jones
Mayor

St. Louis Metropolitan Police Department

CompStat

Report Covering the Week:
10/21/2024 12:00:00 AM to 10/27/2024



Robert J. Tracy
Police Commissioner

District 4	LAST 7 DAYS			LAST 28 DAYS			YEAR TO DATE			2022	2021
	2024	2023	% Chg	2024	2023	% Chg	2024	2023	% Chg	% Chg	% Chg
MURDER	0	0	*	3	1	200%	32	27	19%	3%	-18%
SEXUAL ASSAULT	0	1	-100%	2	3	-33%	27	48	-44%	-29%	-25%
ROBBERY	5	5	0%	15	15	0%	125	140	-11%	-13%	-35%
AGGRAVATED ASSAULT	14	26	-46%	58	57	2%	548	546	0%	-16%	-25%
BURGLARY	4	7	-43%	16	21	-24%	254	270	-6%	-10%	19%
FELONY THEFT	13	23	-43%	67	79	-15%	732	875	-16%	-51%	-38%
AUTO THEFT	6	17	-65%	53	62	-15%	510	706	-28%	-38%	-4%
TOTAL	42	79	-47%	214	238	-10%	2228	2612	-15%	-36%	-24%
SHOOTING INCIDENTS	5	2	150%	13	9	44%	124	108	15%	-5%	9%
SHOOTING VICTIMS	6	5	20%	19	14	36%	155	147	5%	5%	13%
JUVENILE SHOOTING INCIDENTS	0	0	*	1	1	0%	16	7	129%	-33%	33%
JUVENILE SHOOTING VICTIMS	0	0	*	1	1	0%	18	15	20%	-31%	29%
MISDEMEANOR THEFT	11	38	-71%	66	132	-50%	880	1015	-13%	-5%	-6%

The above CompStat figures are posted on Monday, one week after the closing date.

CompStat figures are preliminary and are subject to change through the course of further analysis and review. Crime statistics reflect Missouri Criminal Codes and may differ from the crime categories of the FBI Uniform Crime Reporting Program and the National Incident-Based Reporting System. These numbers are utilized to develop strategies and trends for crime prevention.

* Felony Theft and Misdemeanor Theft percentages in 2021 are inconsistent for the time period of January until February due changes in Missouri State crime classifications.

* Juvenile Shooting Incidents and Juvenile Shooting Victims are included in the Shooting Incidents and Shooting Victims. Shooting Incidents are included in Aggravated Assaults.



Tishaura O. Jones
Mayor

St. Louis Metropolitan Police Department

CompStat

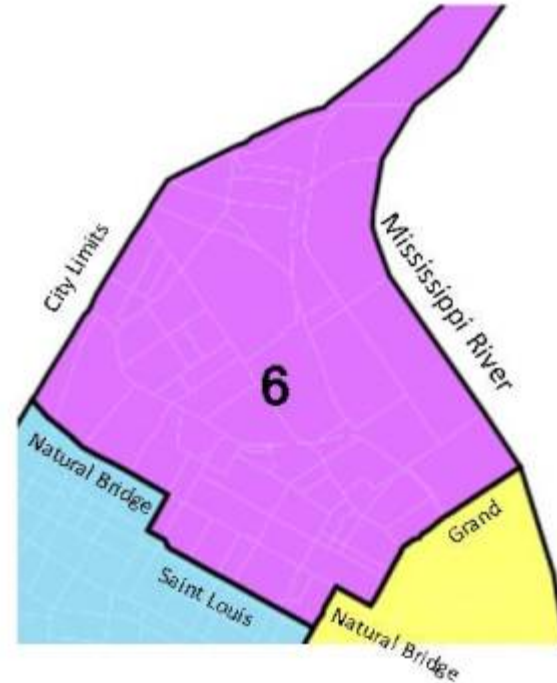
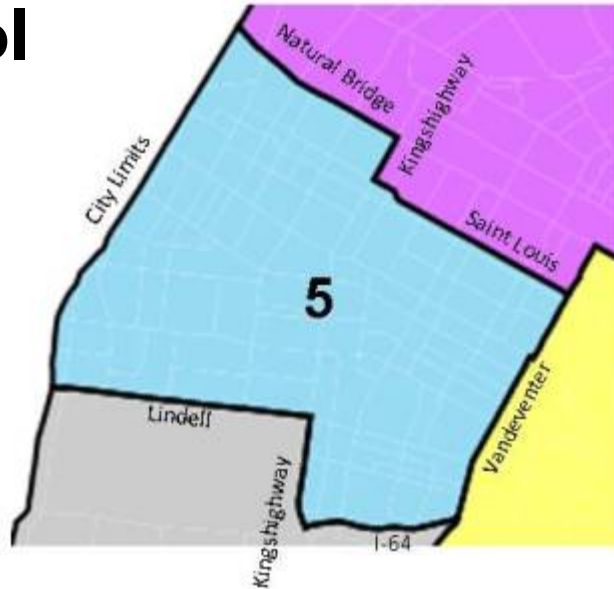
Report Covering the Week:
10/21/2024 12:00:00 AM to 10/27/2024



Robert J. Tracy
Police Commissioner

North Patrol

Districts 5 & 6



The above CompStat figures are posted on Monday, one week after the closing date.

CompStat figures are preliminary and are subject to change through the course of further analysis and review. Crime statistics reflect Missouri Criminal Codes and may differ from the crime categories of the FBI Uniform Crime Reporting Program and the National Incident-Based Reporting System. These numbers are utilized to develop strategies and trends for crime prevention.

- * Felony Theft and Misdemeanor Theft percentages in 2021 are inconsistent for the time period of January until February due changes in Missouri State crime classifications.
- * Juvenile Shooting Incidents and Juvenile Shooting Victims are included in the Shooting Incidents and Shooting Victims. Shooting Incidents are included in Aggravated Assaults.



Tishaura O. Jones
Mayor

St. Louis Metropolitan Police Department

CompStat

Report Covering the Week:
10/21/2024 12:00:00 AM to 10/27/2024



Robert J. Tracy
Police Commissioner

	LAST 7 DAYS			LAST 28 DAYS			YEAR TO DATE			2022	2021
	2024	2023	% Chg	2024	2023	% Chg	2024	2023	% Chg	% Chg	% Chg
North Patrol											
MURDER	0	1	-100%	3	2	50%	58	69	-16%	-39%	-35%
SEXUAL ASSAULT	0	2	-100%	1	4	-75%	49	50	-2%	7%	-20%
ROBBERY	3	6	-50%	17	24	-29%	200	203	-1%	-19%	-32%
AGGRAVATED ASSAULT	21	16	31%	93	84	11%	861	1088	-21%	-21%	-27%
BURGLARY	11	19	-42%	41	44	-7%	546	549	-1%	-11%	3%
FELONY THEFT	17	19	-11%	69	79	-13%	796	920	-13%	-39%	-41%
AUTO THEFT	14	20	-30%	53	89	-40%	777	1265	-39%	-46%	-6%
TOTAL	66	83	-20%	277	326	-15%	3287	4144	-21%	-32%	-24%
SHOOTING INCIDENTS	2	7	-71%	13	20	-35%	223	230	-3%	-33%	-13%
SHOOTING VICTIMS	2	8	-75%	13	24	-46%	253	254	0%	-34%	-14%
JUVENILE SHOOTING INCIDENTS	1	4	-75%	1	5	-80%	20	27	-26%	-49%	-26%
JUVENILE SHOOTING VICTIMS	1	4	-75%	1	6	-83%	21	28	-25%	-51%	-22%
MISDEMEANOR THEFT	24	27	-11%	89	118	-25%	1258	1313	-4%	15%	15%

The above CompStat figures are posted on Monday, one week after the closing date.

CompStat figures are preliminary and are subject to change through the course of further analysis and review. Crime statistics reflect Missouri Criminal Codes and may differ from the crime categories of the FBI Uniform Crime Reporting Program and the National Incident-Based Reporting System. These numbers are utilized to develop strategies and trends for crime prevention.

* Felony Theft and Misdemeanor Theft percentages in 2021 are inconsistent for the time period of January until February due changes in Missouri State crime classifications.

* Juvenile Shooting Incidents and Juvenile Shooting Victims are included in the Shooting Incidents and Shooting Victims. Shooting Incidents are included in Aggravated Assaults.



Tishaura O. Jones
Mayor

St. Louis Metropolitan Police Department

CompStat

Report Covering the Week:
10/21/2024 12:00:00 AM to 10/27/2024



Robert J. Tracy
Police Commissioner

District 5	LAST 7 DAYS			LAST 28 DAYS			YEAR TO DATE			2022	2021
	2024	2023	% Chg	2024	2023	% Chg	2024	2023	% Chg	% Chg	% Chg
MURDER	0	0	*	1	1	0%	26	40	-35%	-49%	-21%
SEXUAL ASSAULT	0	1	-100%	0	2	-100%	16	24	-33%	-52%	-48%
ROBBERY	1	5	-80%	11	17	-35%	101	112	-10%	-22%	-34%
AGGRAVATED ASSAULT	10	8	25%	53	47	13%	386	520	-26%	-20%	-29%
BURGLARY	8	11	-27%	23	23	0%	310	336	-8%	-17%	7%
FELONY THEFT	11	14	-21%	40	52	-23%	461	610	-24%	-49%	-47%
AUTO THEFT	5	9	-44%	30	51	-41%	429	716	-40%	-51%	6%
TOTAL	35	48	-27%	158	193	-18%	1729	2358	-27%	-39%	-26%
SHOOTING INCIDENTS	0	4	-100%	7	13	-46%	92	112	-18%	-42%	-2%
SHOOTING VICTIMS	0	5	-100%	7	17	-59%	107	126	-15%	-43%	4%
JUVENILE SHOOTING INCIDENTS	0	2	-100%	0	3	-100%	6	12	-50%	-63%	-50%
JUVENILE SHOOTING VICTIMS	0	2	-100%	0	4	-100%	6	13	-54%	-65%	-50%
MISDEMEANOR THEFT	15	20	-25%	62	93	-33%	873	924	-6%	26%	24%

The above CompStat figures are posted on Monday, one week after the closing date.

CompStat figures are preliminary and are subject to change through the course of further analysis and review. Crime statistics reflect Missouri Criminal Codes and may differ from the crime categories of the FBI Uniform Crime Reporting Program and the National Incident-Based Reporting System. These numbers are utilized to develop strategies and trends for crime prevention.

* Felony Theft and Misdemeanor Theft percentages in 2021 are inconsistent for the time period of January until February due changes in Missouri State crime classifications.

* Juvenile Shooting Incidents and Juvenile Shooting Victims are included in the Shooting Incidents and Shooting Victims. Shooting Incidents are included in Aggravated Assaults.



Tishaura O. Jones
Mayor

St. Louis Metropolitan Police Department

CompStat

Report Covering the Week:
10/21/2024 12:00:00 AM to 10/27/2024



Robert J. Tracy
Police Commissioner

District 6	LAST 7 DAYS			LAST 28 DAYS			YEAR TO DATE			2022	2021
	2024	2023	% Chg	2024	2023	% Chg	2024	2023	% Chg	% Chg	% Chg
MURDER	0	1	-100%	2	1	100%	32	29	10%	-27%	-43%
SEXUAL ASSAULT	0	1	-100%	1	2	-50%	33	26	27%	154%	10%
ROBBERY	2	1	100%	6	7	-14%	99	91	9%	-16%	-29%
AGGRAVATED ASSAULT	11	8	38%	40	37	8%	475	568	-16%	-22%	-26%
BURGLARY	3	8	-63%	18	21	-14%	236	213	11%	-2%	-2%
FELONY THEFT	6	5	20%	29	27	7%	335	310	8%	-18%	-30%
AUTO THEFT	9	11	-18%	23	38	-39%	348	549	-37%	-40%	-18%
TOTAL	31	35	-11%	119	133	-11%	1558	1786	-13%	-23%	-23%
SHOOTING INCIDENTS	2	3	-33%	6	7	-14%	131	118	11%	-25%	-19%
SHOOTING VICTIMS	2	3	-33%	6	7	-14%	146	128	14%	-26%	-24%
JUVENILE SHOOTING INCIDENTS	1	2	-50%	1	2	-50%	14	15	-7%	-39%	-7%
JUVENILE SHOOTING VICTIMS	1	2	-50%	1	2	-50%	15	15	0%	-42%	0%
MISDEMEANOR THEFT	9	7	29%	27	25	8%	385	389	-1%	-4%	-2%

The above CompStat figures are posted on Monday, one week after the closing date.

CompStat figures are preliminary and are subject to change through the course of further analysis and review. Crime statistics reflect Missouri Criminal Codes and may differ from the crime categories of the FBI Uniform Crime Reporting Program and the National Incident-Based Reporting System. These numbers are utilized to develop strategies and trends for crime prevention.

* Felony Theft and Misdemeanor Theft percentages in 2021 are inconsistent for the time period of January until February due changes in Missouri State crime classifications.

* Juvenile Shooting Incidents and Juvenile Shooting Victims are included in the Shooting Incidents and Shooting Victims. Shooting Incidents are included in Aggravated Assaults.